

Fresa para rasgo em "T" DIN 650, haste cone morse, rosca de fixação DIN 228 A, corte à direita, dente cruzado.

"T" slot cutter DIN 650, morse taper screwed shank DIN 228 A, right hand cut, staggered tooth.

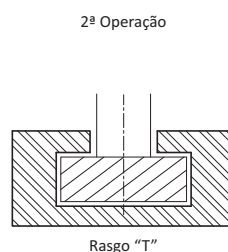
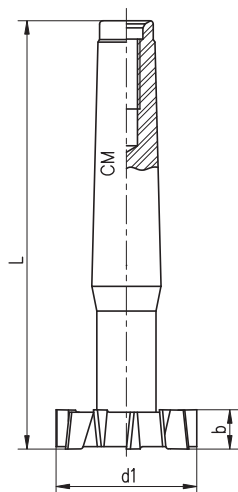

HÉLICE
10°

M2

DIN
851 B N



1631



d1 d11 mm	b d11 mm	L mm	CM	Z	Rasgo inicial DIN 650
12,5	6	78	1	6	6
16	8	82	1	6	8
18	8	82	1	6	10
19	9	83	1	6	10
21	9	102	2	8	12
22	10	102	2	8	12
25	11	104	2	8	14
28	12	106	2	8	16
32	14	111	2	8	18
36	16	133	3	10	20
40	18	140	3	10	22
45	20	143	3	10	24