

**Fresa para rasgo em "T" DIN 650, haste cilíndrica, corte à direita, dente cruzado.**  
 Straight shank "T" slot cutter, DIN 650, right hand cut, staggered tooth.

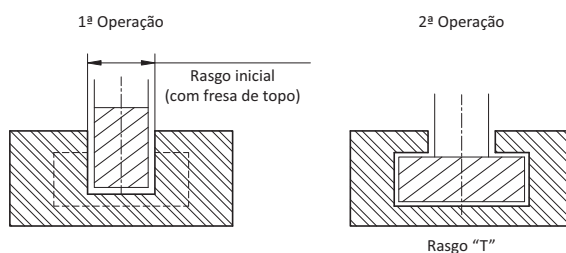
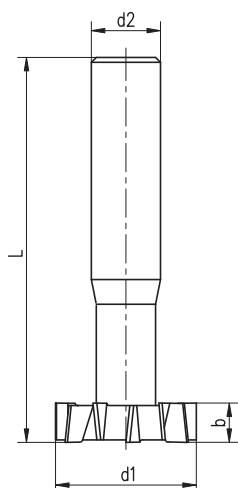

HÉLICE  
10°

M2

DIN  
851 AA N



**1601**



d1 d11 mm	b d11 mm	L mm	d2 h8 mm	Z	Rasgo inicial DIN 650
11	3,5	53,5	10	6	5
12,5	6	57	10	6	6
16	8	62	10	6	8
18	8	70	12	6	10
19	9	71	12	6	10
21	9	74	12	8	12
22	10	75	12	8	12
25	11	82	16	8	14
28	12	85	16	8	16
32	14	90	16	8	18
36	16	103	25	10	20
40	18	108	25	10	22
45	20	113	25	10	24

Dados de corte, ver página 133